

ACTING

FOR KIDS & TEENS



Be Audition Ready - Katie O'Grady


I am so excited for you! As a little girl I dreamed of being an actor and today I am! You can too and I am here to help you. Did you know an audition is just a super fun job interview? You get to be creative and have time to be extra prepared.

Auditioning can be overwhelming but with some basic techniques and equipment I will show you how easy and fun auditioning can be.


Use this guide as a handy checklist each and every time you get an audition.

Coach Katie

Get Prepared




- Print Your Sides & Breakdown
- Read the submission requirements and instructions



- Check Your Dates
 - Are you available on the shoot date? If not you may want to pass
- Set-up your space

You've Got This



Be Audition Ready

ACTINGFORKIDSANDTEENS.COM



Practice

- ANALYZE THE CHARACTER
- WHAT IS THE WANT?
- MEMORIZE YOUR SIDES



ASK YOURSELF:

Who am I? Where am I? What am I Doing?



*"One must go on, go on till one can go no further -
and even beyond that!"*

EleonoraDuse

*It all begins
with the work*

Be Audition Ready

ACTINGFORKIDSANDTEENS.COM





Filming

• GET CAMERA READY

Fresh face
Simple Wardrobe
No Logos
No Graphics or
busy materials

• TAKE ONE - PRACTICE

- Use this to get the “nerves out”
 - Did you follow the submission instructions?
 - Do you believe in your character?
- Check your lighting & sound. Make adjustments as necessary
- Check your framing

PROPER FRAMING



• TAKE TWO

Use your notes

• TAKE THREE

- Do you need more?
- Which is your favorite?
- Would you say you are 90% happy? Do you think you can improve?

This is the FUN part!


Editing

- Trim the videos & take out extra time that is not part of the audition
- DO NOT clip together different parts of the scene to make one scene.
- Do the entire scene in a take.
 - Save file as instructed
 - Industry Standard mp4 file
 - Label the file:

YourNameAuditionName.mp4



Follow the submission instructions



I love editing. It's one of my favorite parts about filmmaking.

~Steven Spielberg

*It all begins
with the work*

Submit

Important Take Aways -

Follow Instructions!! All casting has their own specific instructions. By following the instructions you give yourself the best chance to have your audition viewed



SAMPLE SUBMISSION MESSAGE



To: CastingDirector@casting.afkt

Subject: Audition Submission - Student Actor - Project Name

Hello!

Submitting Student's audition, as part of the
Name of Project/Audition.

Hailee's audition:

<https://youtu.be/xxxxxxI>

Attached are Students's Acting Resume and
Headshot.

Thanks!

Jesse Lou

on behalf of Student Actor

SUBMIT

Be Audition Ready

ACTINGFORKIDSANDTEENS.COM



Your Audition Planner -

Refer to this EVERY time you get and audition

➤ What is the Project?

Name: _____

My Character: _____

➤ When is the Audition Submission Deadline?

Date: _____

Time: _____

➤ When is the Shoot?

Date: _____

Time: _____

➤ Where is the location?

Address: _____

➤ What is the Rate?

Half Day: _____

Full Day: _____

Residuals?: _____

Renewal Date: _____

➤ Union or Non-Union (circle one)

➤ Usage?: _____

➤ Have I got my Parent or Guardians Approval? Y / N

➤ Do I need a Reader? Y / N

Who: _____

➤ Are my sides attached? Y / N

Are my sides printed & ready? Y/N

➤ Do I need any special props or wardrobe?

Have these available and ready when you record.

➤ Are there any Special Submission Notes?

For example Multiple takes, Personal Story, etc What platform should I upload to? Vimeo, Youtube, WeTransfer, etc.

➤ Is my Headshot & Resume Up To Date & Names Properly? Y / N

FileType & Name: YourNameHeadshot.jpg YourNameResume.pdf

***You Did it!
Congratulations.
Your dedication &
hardwork will help
propel you to the
next level.
Getting an audition
is exciting but
booking the job
starts and ends with
TRAINING! I'm
ready, are YOU?***



Coach Katie

Always believe in the possibilities

Let's Get To WORK